



TunePat DisneyPlus Video Downloader for Windows

User Manual

Overview

- [Introduction](#)
- [Key Features](#)
- [System Requirements](#)

Purchase & Registration

- [Purchase TunePat DisneyPlus Video Downloader](#)
- [Register TunePat DisneyPlus Video Downloader](#)

Installation & Interface

- [Installation](#)

- [Main Interface](#)
- [Menu](#)

Tutorials

- [Log into Disney+ Account](#)
- [Customize the Output Settings](#)
- [Search for Disney+ Videos](#)
- [Select Audio Track and Subtitle](#)
- [Download Disney+ Videos](#)
- [Check Download History](#)

Technical Supports

- [Support](#)
- [Contact](#)



Overview

- [Introduction](#)
- [Key Features](#)
- [System Requirements](#)

Introduction

Thanks for using TunePat DisneyPlus Video Downloader for Windows!

[TunePat DisneyPlus Video Downloader for Windows](#) is a reliable video downloading tool that is capable of downloading any movies and TV shows from Disney Plus. Without the Disney Plus app installed, TunePat DisneyPlus Video Downloader can directly download videos from the web player, and allows you to save the downloaded files in MP4 or MKV format on any device. In addition, it has the ability to download multilingual audio tracks and subtitles, as well as save Disney+ videos with High, Medium, or Low quality as your need.

TunePat DisneyPlus Video Downloader is highly compatible with Windows 7/8/8.1/10/11 and has a concise and user-friendly interface. Equipped with a smart information process system, TunePat can find the desired titles quickly by entering the name and URL of the videos into the search bar. The fast download speed is also a highlight of the program, and the batch download feature can help you download all episodes of one season of TV shows with one click.

Key Features

- Download movies and TV shows from Disney Plus.
- Support downloading the HD quality videos.
- Keep audio tracks and subtitles.
- Download Disney+ video in MP4/MKV format.
- Download Disney+ video in fast speed.
- No need to install the Disney+ app.
- Free updates & technical support.



System Requirements

- Windows 7, 8, 8.1, 10, 11 (32 bits or 64bits);
- 1GHz processor or above;
- 512 megabytes (MB) or higher of RAM;
- 1GB of available hard-disk space or higher;
- 1024*768 resolution display or higher Monitor.



Purchase & Registration

- [Purchase TunePat DisneyPlus Video Downloader](#)
- [Register TunePat DisneyPlus Video Downloader](#)

Purchase TunePat DisneyPlus Video Downloader for Windows

Tips: To buy a license key for TunePat DisneyPlus Video Downloader for Windows, click [Here](#).


1. Why should I buy TunePat DisneyPlus Video Downloader for Windows?

The trial version of TunePat DisneyPlus Video Downloader only enables users to download the first 5 minutes of each video. After you purchase the product, you will get the Register Email and Register Code to unlock the limitations.

2. What Benefits do we have after Registration?

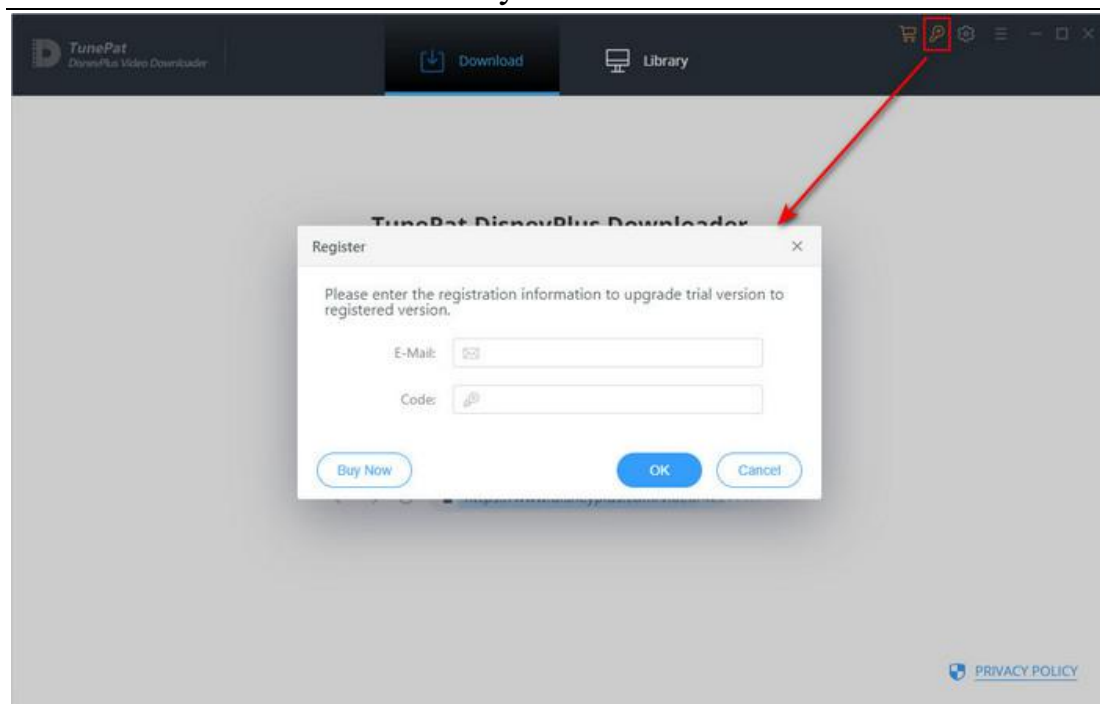
- Unlimited use during the subscription period without any function restrictions.
- FREE upgrades to the latest versions of the same product.
- FREE technical support.

Register Tunepat DisneyPlus Video Downloader for Windows

Step 1: Run TunePat DisneyPlus Video Downloader on Windows PC, click the **Menu** button at the upper right corner of the interface and choose “**Register**” in the drop-down menu. Or you can directly click on  icon to open the registration window.



Tutorial of TunePat DisneyPlus Video Downloader for Windows



Step2: Copy and paste the **Registration Email** and **Code** you received into the registration popup window, then click "OK" button.

Step3: Once finished the Registration process, the limitations of the trial version will be removed.



Tutorial of TunePat DisneyPlus Video Downloader for Windows

Tips:

1. Make sure your computer is well-connected with the Internet.
2. We suggest you should just copy & paste the registration information into the popup dialog.
3. Make sure both Registration Email and Registration key are provided by our company after purchasing. If you have not paid, please click "**Buy Now**" to get a license.
4. Please make sure Registration Email and Registration key you entered are both complete and correct, otherwise an error message will pop up as below:

Register ×

Please enter the registration information to upgrade trial version to registered version.

E-Mail:

Code:

The registration information must be entered exactly as they appear in your confirmation email. Using the copy and paste method to enter the license is recommended.

[Buy Now](#) [OK](#) [Cancel](#)



Installation & Interface

- [Installation](#)
- [Main Interface](#)
- [Menu](#)

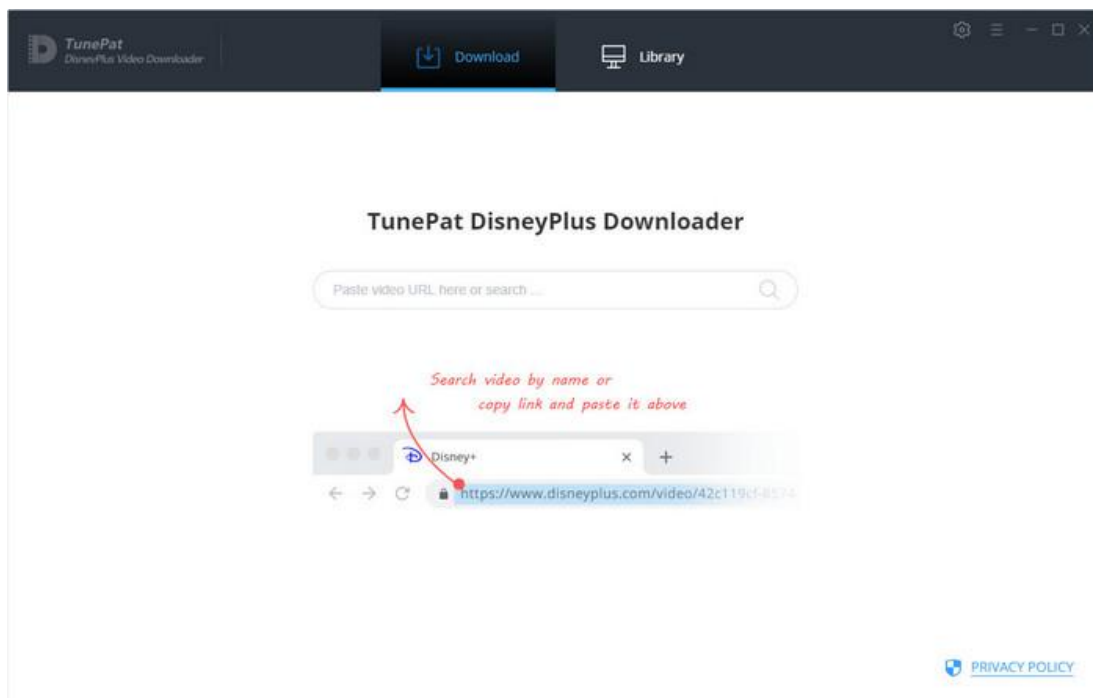
Installation

To install this product, please refer to the following steps:

1. Download the latest version of TunePat DisneyPlus Video Downloader through [Download Center](#).
2. Double click the “tunepat-disneyplus-video-downloader.exe” file to accomplish a "single-click install".
3. After installing, you can double-click TunePat icon to launch the program.

Main Interface

Launch TunePat DisneyPlus Video Downloader for Windows, you will see the main interface as below:

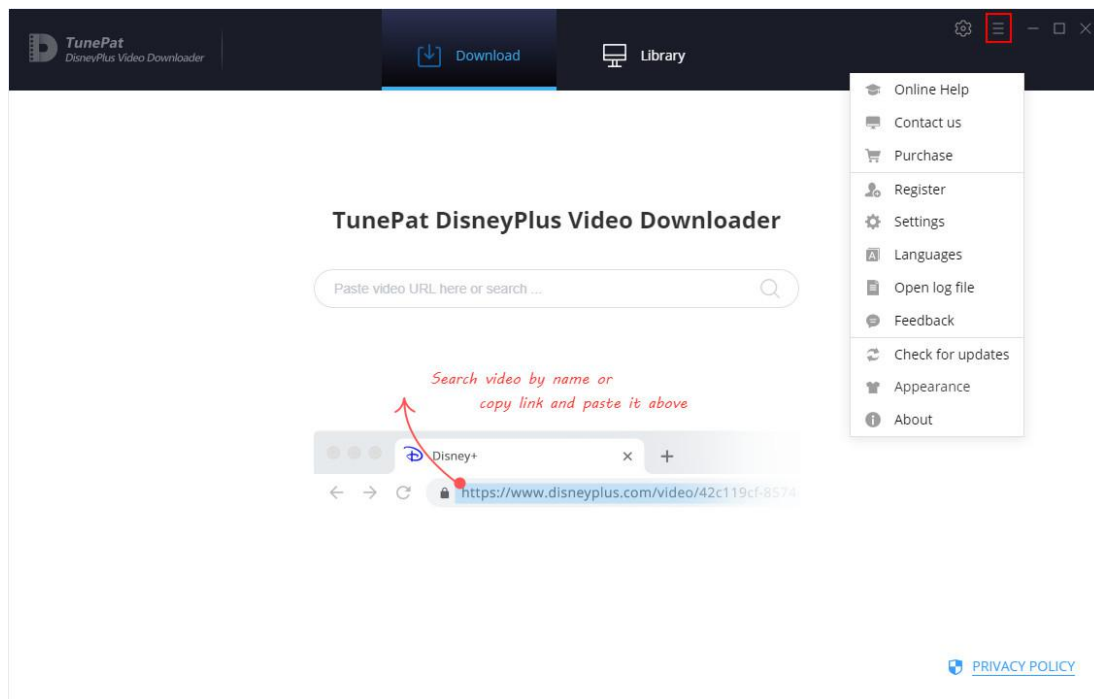




Tutorial of TunePat DisneyPlus Video Downloader for Windows

Menu

Click **Menu** button on the upper right corner of the main interface, you will see the drop-down list. Here you can change the language of the program, check for update to get the latest version of the program, and you can get online help if you have any question with the program.



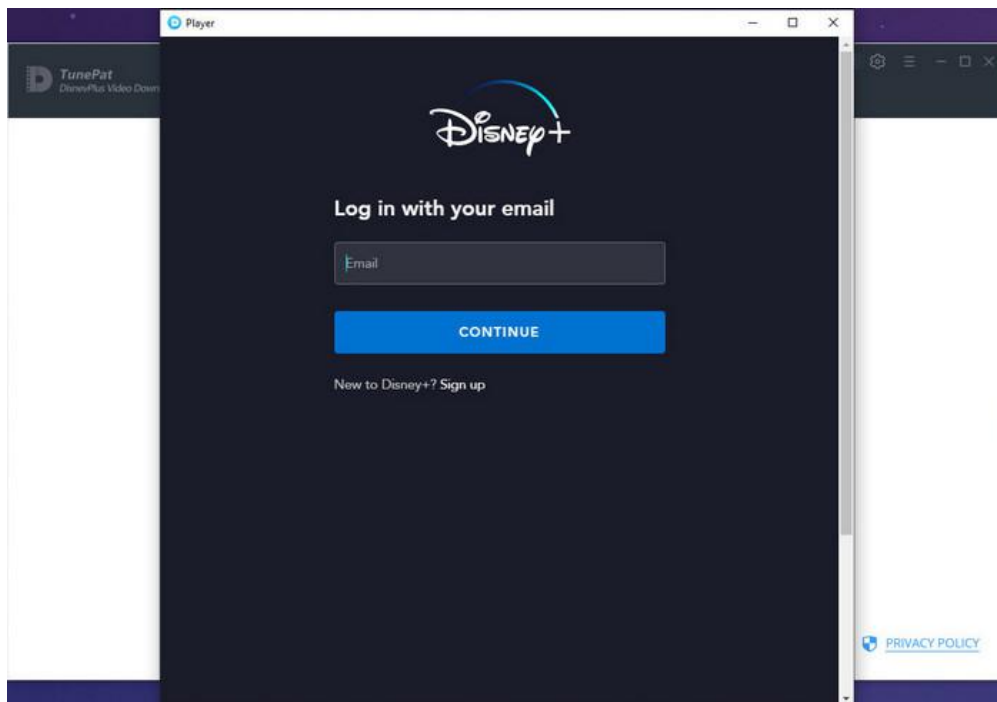


Tutorials

- Log into Disney+ Account
- Customize the Output Settings
- Search for Disney+ Videos
- Select Audio Track and Subtitle
- Download Disney+ Videos
- Check Download History

Log into Disney+ Account

After launching TunePat DisneyPlus Video Downloader, type any word in search box, followed that a window will pop up and ask you to log in with your Disney+ account.

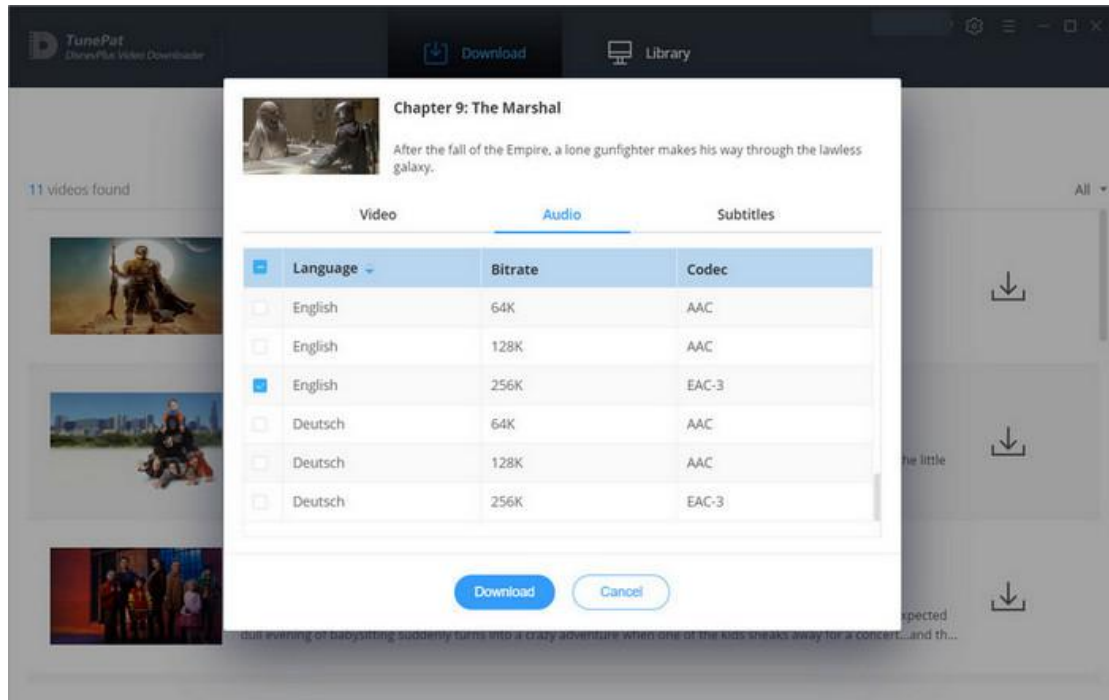


Customize the Output Settings



Tutorial of TunePat DisneyPlus Video Downloader for Windows

Click the **Setting** button on the upper right corner of the interface to choose the output settings, including the video format (MP4 or MKV), video quality (High, Medium, and Low), the languages of audio tracks and subtitles, and so on.

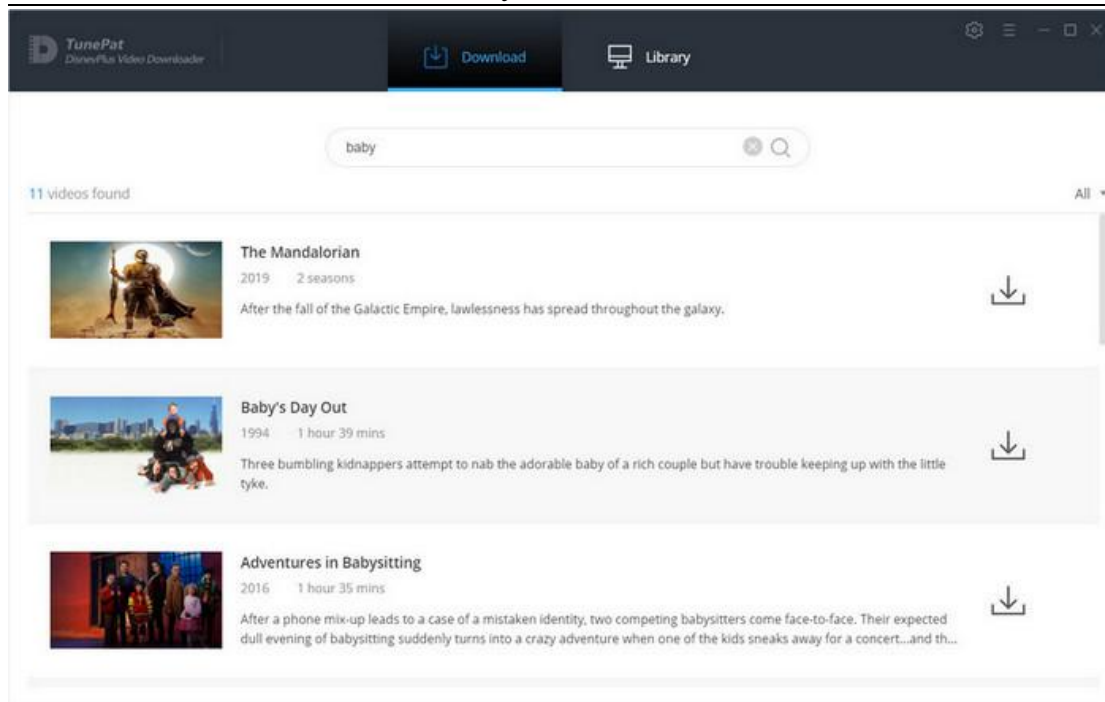


Search for Disney+ Videos



Search for Disney Plus videos by entering the name or URL of the videos into the search bar. TunePat will find the related videos for your reference.

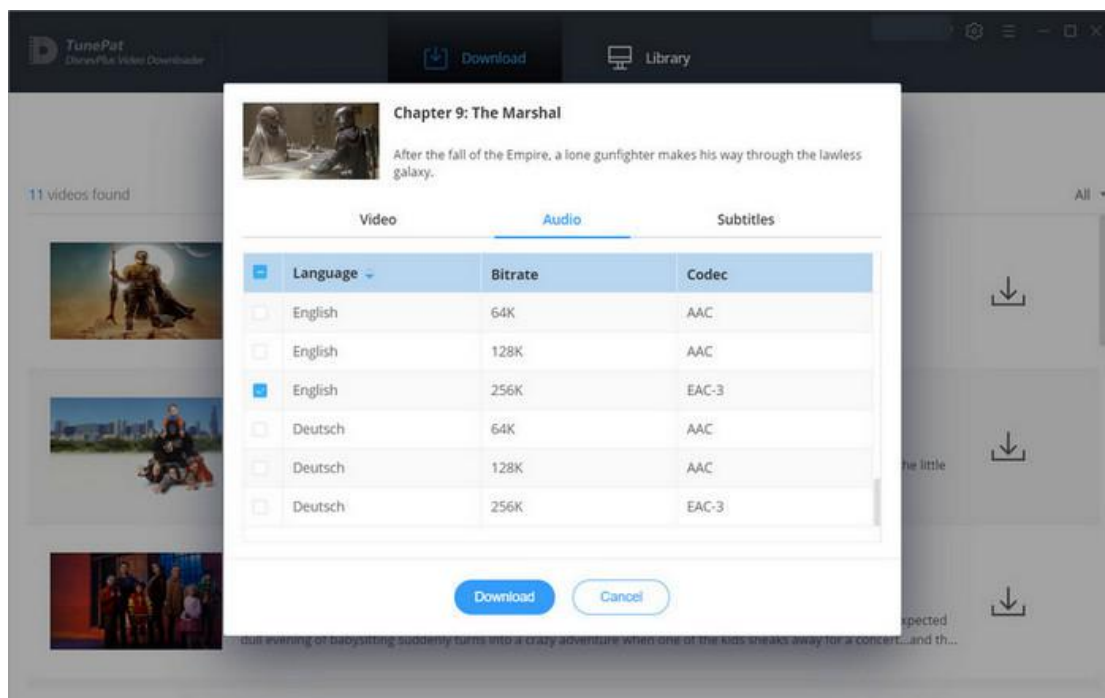


Tutorial of TunePat DisneyPlus Video Downloader for Windows




Select Audio Track and Subtitle

In the advanced download settings window, you can reselect the video quality based on the bitrate and file size of the videos, the audio tracks and subtitle files. If you are downloading a movie, there will be an  icon next to the download icon , click it and select the parameters as you need.



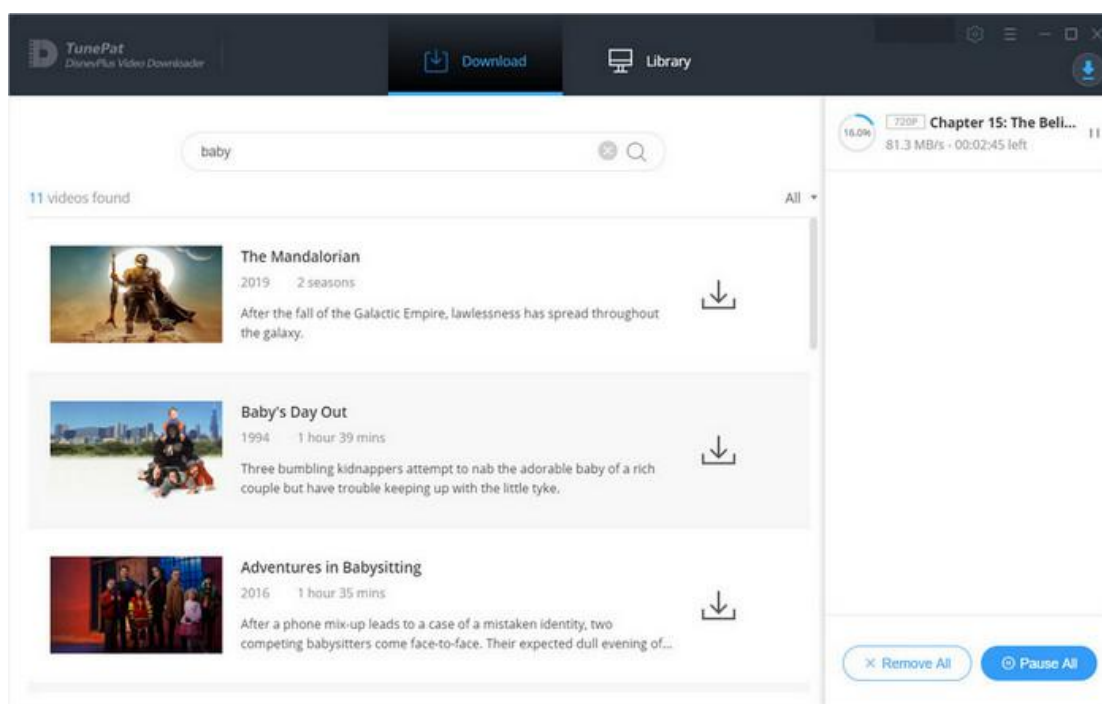


Tutorial of TunePat DisneyPlus Video Downloader for Windows

If you are downloading a TV show, please click the download icon  and select the video that you want to download from the pop-up window, then click **Advanced Download** button on the bottom left corner to open the above window.

Download Disney+ Videos

Click the **Download** button and TunePat will start downloading the video. The downloading process will show on the right side of the screen.



Check Download History

After downloading, you can check the download history by clicking **Library** tab. Here you can find all videos that you've downloaded.



Tutorial of TunePat DisneyPlus Video Downloader for Windows

The screenshot displays the TunePat DisneyPlus Video Downloader application window. The interface includes a top navigation bar with a 'Download' button and a 'Library' tab. A sidebar on the left shows filters for 'All Downloaded (1)', 'Today (1)', 'Recently 7 days (1)', and 'Latest 30 days (1)'. The main area contains a table of downloaded items.

Downloaded	Thumbnail	Title	Series	Duration	Size
1		Chapter 15: The Believer	The Mandalorian (Season 2)	38 mins	556.5 MB



Technical Supports

- [Support](#)
- [Contact](#)

Support

For more information, please visit TunePat's Official Website!

Homepage: <https://www.tunepat.cn/>

Product Page: <https://www.tunepat.cn/disneyplus-video-downloader.html>

If you meet any problem, you may help yourself with TunePat FAQ!

FAQS Page: <https://www.tunepat.cn/disneyplus-video-downloader/faq.html>

Support Page: <https://www.tunepat.cn/disneyplus-video-downloader/online-help.html>

Contact

If you meet any problem when using our products, please contact TunePat technical support team for further assistance. Technical support inquiry, suggestion, feedback, proposal, compliments, or even criticism, are all welcome.

We are always ready to serve you with prompt and useful email support. From Monday to Sunday, we will answer your emails within 48 hours. Please allow time lag due to different time zones.

Support Email: support@tunepat.com